

Neulasta®

pegfilgrastim (rbe)

Consumer Medicine Information

What is in this leaflet

| | |
|--|----------|
| What Neulasta is used for | 1 |
| How it works | 1 |
| Before you use it | 1 |
| When you must not use it | 1 |
| Before you start to use it | 2 |
| Taking other medicines..... | 2 |
| How to use it..... | 2 |
| How to inject Neulasta using a pre-filled syringe with an automatic needle guard..... | 2 |
| Important | 2 |
| Before you use Neulasta pre-filled syringe with automatic needle guard, read this important information: | 2 |
| Guide to parts..... | 2 |
| Things to do before you inject ... | 2 |
| Where to inject..... | 3 |
| How to inject | 3 |
| How to remove detachable label | 3 |
| Disposing | 4 |
| Further information on use | 4 |
| How much to inject..... | 4 |
| When to inject..... | 4 |
| If you forget your injection | 4 |
| If you inject too much (overdose) | 4 |
| While you are using it | 4 |
| Things you must do | 4 |
| Things you must not do | 4 |
| Side effects..... | 4 |
| After using it | 5 |
| Storage | 5 |
| Disposal | 5 |
| Product description | 5 |

| | |
|--------------------------|---|
| What it looks like | 5 |
| Ingredients | 5 |
| Sponsor | 5 |

This leaflet answers some common questions about Neulasta.

It does not contain all the available information.

It does not take the place of talking to your doctor, nurse or pharmacist.

All medicines have risks and benefits. Your doctor has prescribed Neulasta after considering its likely benefit to you, as well as the potential risks.

If you have any concerns about taking this medicine, talk to your doctor, nurse or pharmacist.

Keep this leaflet with your medicine.

You may need to read this information again.

What Neulasta is used for

Neulasta is used following chemotherapy to help fight infection.

Some chemotherapy will reduce the number of neutrophils in your body. Although Neulasta is not a treatment for cancer, it does help the body to make new neutrophils. This will reduce your chance of developing infections that might require antibiotics and/or hospital stays. It may even increase your chance of receiving your chemotherapy on time and at the right dose.

How it works

Neulasta is a long acting form of Recombinant Human Granulocyte Colony Stimulating Factor or G-CSF. Using gene technology, Neulasta is produced in a specific type of bacteria, called E. coli.

G-CSF is produced in the bone marrow and assists in the production of neutrophils, which are a type of white blood cell. Neutrophils help the body fight infections by surrounding and destroying the bacteria that cause the infections.

G-CSF also helps neutrophils to do this work better.

Ask your doctor if you have any questions about why this medicine has been prescribed for you.

This medicine is available only with a doctor's prescription.

Before you use it

When you must not use it

Do not have Neulasta if you have an allergy to:

- any medicine containing pegfilgrastim or Filgrastim
- any of the ingredients listed at the end of this leaflet
- any medicines or products that are produced using the bacteria E. coli.

Symptoms of an allergic reaction may include:

- shortness of breath, wheezing or difficulty breathing
- swelling of the face, lips, tongue or other parts of the body

- skin rash, itching or hives.

Do not use Neulasta at the same time as your chemotherapy or radiotherapy.

Do not use Neulasta within 24 hours after you receive chemotherapy.

This is because the chemotherapy medicine may stop Neulasta from increasing the number of infection-fighting neutrophils.

Do not use Neulasta after the expiry date (EXP) printed on the pack

Do not use Neulasta if the packaging is torn or shows signs of tampering.

Do not use Neulasta if it has been left out of the refrigerator for more than three days.

If you are not sure whether you should use Neulasta, talk to your doctor or pharmacist.

Before you start to use it

Tell your doctor if

1. you have allergies to:

- any other medicines
- any other substances, such as foods, preservatives or dyes.

2. you are pregnant or intend to become pregnant.

Your doctor will discuss the possible risks and benefits of having Neulasta during pregnancy.

3. you are breastfeeding or planning to breastfeed.

Your doctor will discuss the possible risks and benefits of having Neulasta during breastfeeding.

4. you have, or have had:

- a medical condition affecting the bone marrow or blood
- a family history of a genetic disorder
- sickle cell disease
- problems with your kidneys, liver, heart or other organs
- previous treatment for cancer

- any infections, cancers or tumours.

If you have not told your doctor about any of the above, tell them before you use Neulasta.

Taking other medicines

Tell your doctor if you are taking any other medicines, particularly those that may affect the blood. Also tell them about any medicines you buy without a prescription from your pharmacy, supermarket or health food shop.

How to use it

Neulasta is given by injection, into the tissues just below the skin. This is called a subcutaneous injection.

Your doctor, nurse or pharmacist may suggest that you or your carer be taught how to give a subcutaneous injection. This will allow you to have your Neulasta injection at home.

Carefully follow all directions given to you by your doctor, pharmacist or nurse. They may differ from the information in this leaflet.

If you do not understand the instructions, ask your doctor, pharmacist or nurse for help.

How to inject Neulasta using a pre-filled syringe with an automatic needle guard

Important

Before you use Neulasta pre-filled syringe with automatic needle guard, read this important information:

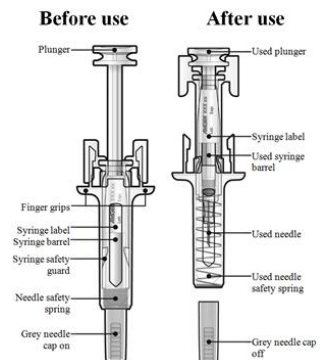
- It is important that you do not try to give yourself the injection

unless you have received training from your doctor or healthcare provider.

- Neulasta is given as an injection into the tissue just under the skin (subcutaneous injection).
- Tell your doctor if you have an allergy to latex. The needle cover on the pre-filled syringe contains a derivative of latex and may cause severe allergic reactions.
- DO NOT remove the grey needle cap from the pre-filled syringe until you are ready to inject.
- DO NOT use the pre-filled syringe if it has been dropped on a hard surface. Use a new pre-filled syringe and call your doctor or healthcare provider.
- DO NOT attempt to activate the pre-filled syringe prior to injection.
- DO NOT attempt to remove the clear pre-filled syringe safety guard from the pre-filled syringe.
- DO NOT attempt to remove the peelable label on the pre-filled syringe barrel before administering your injection.

Talk to your doctor or healthcare provider if you have any questions.

Guide to parts



Things to do before you inject

A. Remove the pre-filled syringe tray from the package and gather the supplies needed for your injection: alcohol wipes, a cotton

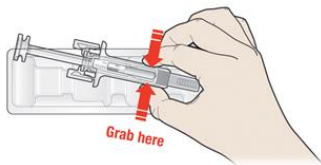
ball or gauze pad, an adhesive bandage and a sharps disposal container (maybe provided).

For a more comfortable injection, leave the pre-filled syringe at room temperature for about 30 minutes before injecting. Wash your hands thoroughly with soap and water.

On a clean, well-lit work surface, place the new pre-filled syringe and the other supplies.

- DO NOT try to warm the syringe by using a heat source such as hot water or microwave
- DO NOT leave the pre-filled syringe exposed to direct sunlight
- DO NOT shake the pre-filled syringe
- **Keep pre-filled syringes out of the sight and reach of children**

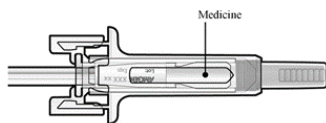
B. Open the tray, peeling away the cover. Grab the pre-filled syringe safety guard to remove the pre-filled syringe from the tray.



For safety reasons:

- DO NOT grasp the plunger
- DO NOT grasp the grey needle cap

C. Inspect the medicine and pre-filled syringe.



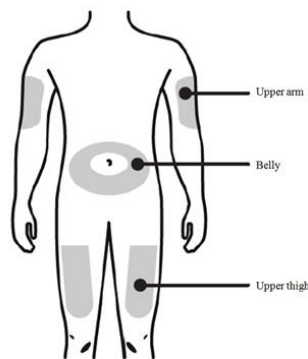
- **DO NOT use the pre-filled syringe if:**
 - The medicine is cloudy or there are particles in it. It must be a clear and colourless liquid.
 - Any part appears cracked or broken.

- The grey needle cap is missing or not securely attached.
- The expiry date printed on the label has passed the last day of the month shown.

In all cases, call your doctor or healthcare provider.

Where to inject

A. Wash hands thoroughly. Prepare and clean your injection site.



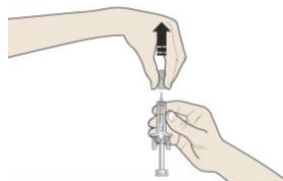
You can use:

- **Upper part of your thigh**
- **Belly, except for a 5 cm (2-inch) area right around your belly button**
- **Outer area of upper arm (only if someone else is giving you the injection)**

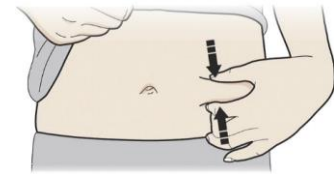
Clean the injection site with an alcohol wipe. Let your skin dry.

- DO NOT touch the injection site before injecting
- DO NOT inject into areas where the skin is tender, bruised, red, or hard. Avoid injecting into areas with scars or stretch marks.

B. Carefully pull the grey needle cap straight out and away from your body.



C. Pinch your injection site to create a firm surface.



- It is important to keep the skin pinched when injecting.

How to inject

A. Hold the pinch. INSERT needle into skin.



- DO NOT touch the cleaned area of the skin

B. PUSH the plunger with slow and constant pressure until you feel or hear a "snap". Push all the way down through the snap.



- It is important to push down through the "snap" to deliver your full dose.

C. RELEASE your thumb. Then LIFT the syringe off skin.



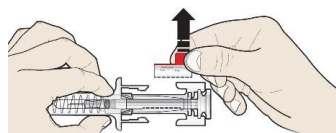
After releasing the plunger, the pre-filled syringe safety guard will safely cover the injection needle.

- DO NOT put the grey needle cap back on used pre-filled syringes.

How to remove detachable label

Healthcare providers only

The trade name of the administered product should be clearly recorded in the patient file.

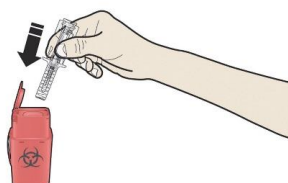


Turn the plunger to move the label into a position where you can remove the syringe label.

Remove and save the prefilled syringe label.

Disposing

A. Discard the used pre-filled syringe and other supplies in a sharps disposal container.



Medicines should be disposed of in accordance with local requirements. Ask your pharmacist how to dispose of medicines no longer required. These measures will help to protect the environment.

Keep the syringe and sharps disposal container out of sight and reach of children.

- DO NOT reuse the pre-filled syringe
- DO NOT recycle pre-filled syringes or throw them into household waste

B. Examine the injection site.

If there is blood, press a cotton ball or gauze pad on your injection site. DO NOT rub the injection site. Apply an adhesive bandage if needed.

Further information on use

How much to inject

The usual dose is one subcutaneous injection 24 hours after the end of each chemotherapy cycle.

When to inject

Use Neulasta 24 hours after the end of each chemotherapy cycle.

Your doctor will tell you when to begin your treatment and when to stop.

If you forget your injection

If you miss your scheduled dose, talk to your doctor, nurse or pharmacist as soon as possible.

If you inject too much (overdose)

If you inject more Neulasta than you need, talk to your doctor, nurse or pharmacist.

If you feel unwell in any way you talk to your doctor, nurse or pharmacist immediately.

While you are using it

Things you must do

Watch for any signs or symptoms of infection.

There are many ways an infection may show itself.

Symptoms of an infection include:

- fever (a temperature of 38.2°C or greater, or as your doctor suggests)
- chills
- rash
- sore throat
- diarrhoea
- earache
- difficult or painful breathing, coughing or wheezing.

Go straight to your hospital if you develop any of these symptoms.

If you are about to be started on any new medicine, tell your doctor, nurse and pharmacist that you are using Neulasta.

Tell any other doctors, dentists and pharmacists who treat you that you are taking this medicine.

Tell your doctor immediately if you become pregnant while taking this medicine.

Keep all of your doctor's appointments so that your health can be monitored.

Your doctor may order blood tests to check the levels of infection-fighting neutrophils and other blood cells.

Things you must not do

Do not use Neulasta to treat any other complaints unless your doctor tells you to.

Do not give Neulasta to anyone else, even if they have the same condition as you.

Side effects

Tell your doctor, nurse or pharmacist as soon as possible if you have any problems while using Neulasta, even if you do not think the problems are connected with the medicine or are not listed in this leaflet.

All medicines can have side effects. Some side effects may be serious and need medical attention. Other side effects are minor and are likely to be temporary.

You may also experience side effects caused by other medicines you are taking at the same time as Neulasta.

Your doctor has weighed the risks of using this medicine against the benefits they expect it will have for you.

Do not be alarmed by this list of possible side effects. You may not experience any of them.

Ask your doctor, nurse or pharmacist to answer any questions you may have.

Tell your doctor if you notice any of the following and they worry you:

- temporary bone pain, such as in the lower back or in the long bones of the arms or legs
This pain is usually relieved with non-prescription painkillers, like paracetamol. If you continue to have bone pain even after having taken this form of pain relief, you should speak to your doctor, as you may need a prescription medicine.
- headache
- general aches and pains in joints and muscles
- reddish or purplish blotches under the skin
- injection site pain and redness of the skin at the injection site.

Tell your doctor immediately if you notice any of the following:

- pain in the upper left side of the stomach (abdomen)
- left shoulder pain
- dizziness
- fever and painful skin lesions most commonly on your arms, legs and sometimes on your face and neck
- blood in the urine.
- tiredness, shortness of breath, easy bleeding and frequent infections.

The above list includes serious side effects that may require medical attention.

Tell your doctor immediately, or go to Accident and Emergency at your nearest hospital if you notice any of the following:

- swelling or puffiness
- less frequent urination

- swelling of your stomach-area (abdomen) and feeling of fullness

- general feeling of tiredness

These may be serious side effects of Neulasta. You may need urgent medical attention.

Serious side effects are rare or uncommon.

If any of the following happen, stop taking Neulasta and go straight to hospital, as you may need urgent medical attention:

- rash over a large area of the body, itching or hives
- shortness of breath, wheezing or difficulty breathing
- coughing up blood, bleeding from the lung
- swelling of the face, lips, tongue or other parts of the body
- faintness
- rapid pulse or sweating.

These are very serious side effects. If you have them you may have had a serious allergic reaction to Neulasta. You may need urgent medical attention or hospitalisation.

Tell your doctor if you notice anything that worries you or that is making you feel unwell.

Other side effects not listed above may occur in some people.

After using it

Storage

Keep Neulasta in a refrigerator at a temperature of 2°C to 8°C.

Do not freeze.

Do not use Neulasta if you think it has been frozen. Exposure to room temperature of up to 3 days will not harm Neulasta.

Keep your medicine in its pack. Protect it from light.

Keep it where children cannot reach it.

Disposal

Once you have injected Neulasta, do not put the grey needle cap back on the used syringe.

Discard the used syringe into an approved, puncture-resistant sharps container and keep it out of the reach of children.

Never put the used syringes into your normal household rubbish bin.

Dispose of the full puncture-resistant sharps container as instructed by your doctor, nurse or pharmacist.

Product description

What it looks like

Neulasta is a clear, colourless solution. It is supplied in a carton as a pre-filled syringe with an automatic needle guard.

Ingredients

Active ingredient: 6 mg pegfilgrastim (rbe).

Inactive ingredients:

- sodium acetate
- sorbitol
- polysorbate 20
- Water for Injections.

The grey needle cap on the pre-filled syringe with an automatic needle guard contains a derivative of latex.

Neulasta does not contain lactose, gluten, tartrazine or any other azo dyes.

Sponsor

Amgen Australia Pty Ltd
Level 11, 10 Carrington St
Sydney NSW 2000

Ph: 1800 803 638

www.amgenmedinfo.com.au

This leaflet was prepared in September 2022.

Australian Registration Number:

Pre-filled syringe with automatic
needle guard AUST R 166387

® Registered trademark.